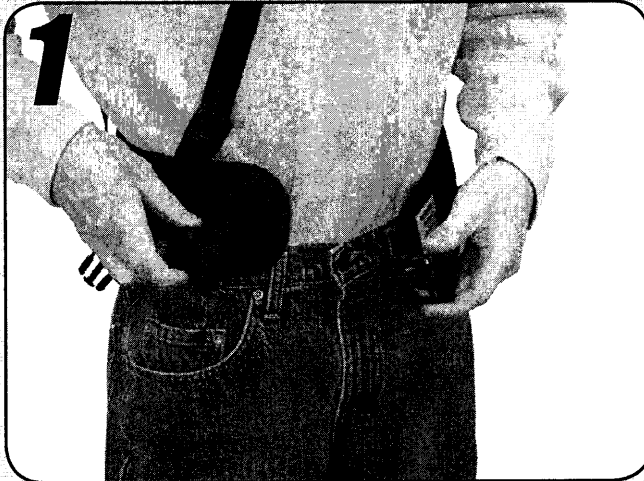




# BELT ASSEMBLY - PART# 85.400.019



To attach the clip to the longwand, first unscrew the clamp and place it on the longwand.

Assemble the components in the following order:  
A. Clamp, B. Bolt, C. Nut, D. Washer, E. Sleeve, F. Clip, G. Washer, H. Nut  
**DO NOT OVERTIGHTEN CLAMP.**



- Do not use for back support, lifting, climbing, or fall protection.
- This belt is not a safety device.



## WARNING



Beware of overhead power lines. Contacting these lines with the long wand may result in electrocution, injury, or even death. Do not use from ladders or elevating devices of any kind. Operator must maintain both feet on solid ground.